

NEWSLETTER

RAPID REDACT

February 2010

Newsletter Contents

New Feature

Reporting

Upcoming Developments

Central Management
Historic Reporting
Windows 7 Compatibility

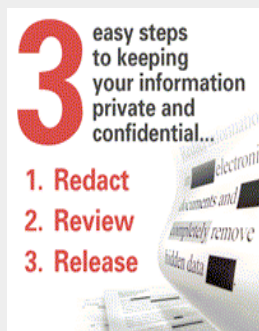
Recent Release History

2.20 – January 2010
2.04 – September 2009
2.02 – January 2009

Feedback

- ▶ Please contact us with any questions or feedback
- ▶ Are there any other topics you would like us to include in the newsletter?

The team at RapidRedact



www.rapidredact.com

Welcome to the RapidRedact Desktop Newsletter

With the valuable feedback we have received from our customers, we have been able to further improve RapidRedact Desktop with new features.

In this newsletter we announce the highly anticipated release of the RapidRedact Reporting feature. We also introduce one of our new partners and talk about upcoming product developments which will further enhance RapidRedact Desktop and make the redaction process even more intuitive and reliable than ever before.

RapidRedact Desktop release

RapidRedact Desktop version 2.20 has been officially released and is available for download from our website. Below you can read about the RapidRedact reporting feature which has been added to this release.

The RapidRedact team is constantly working on further developments and we will keep you informed of these changes as soon as they become available for downloading.

If you have any questions, feedback or requests for topics covered in this newsletter, please email your comments to sales@redacta.co.uk

New Feature – Reporting (Release 2.20)

RapidRedact Reports

The all-new Reporting feature allows organizations to generate reports for information redacted from documents and for users to quickly access details about documents that they have redacted themselves.

The reports contain detailed information about what has been redacted, including the type of information, how many instances of each target was found, what exemption codes were used, and on what pages the redactions occurred.

The Reporting feature benefits both organizations and users alike, by allowing them to quickly review details of redacted documents after output. The reports are saved along with the related Audit document or at a user-defined location and can be accessed at any time for reference purposes.

Listed below are a couple of common questions related to Reporting:

Q. How do I access the reporting feature?

A. The RapidRedact Output window has been re-designed and now includes a 'Report' area which lists a number of report types. The selected report will be generated when the redacted document output options are confirmed.

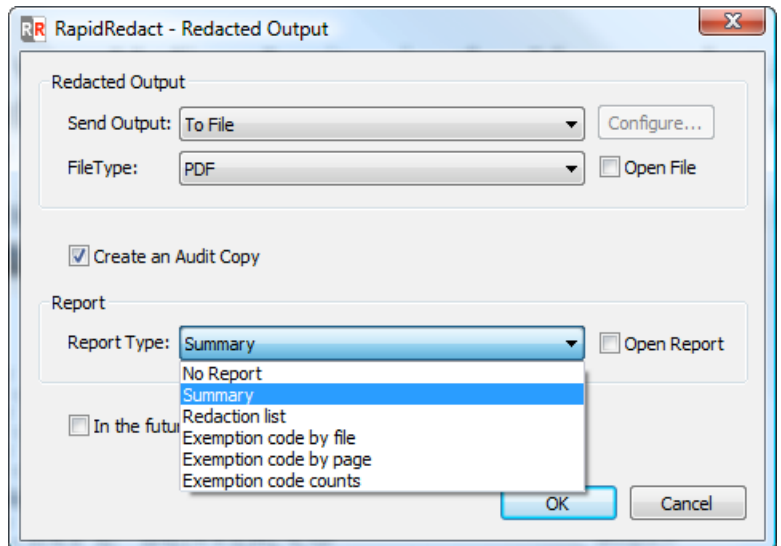

Q. I noticed that there are a number of report types, what are the differences?

A. Each report type has a unique way of organizing reported information, differences between the report types are explained in detail on page 133 of the RapidRedact user manual.

RapidRedact Desktop 2.20 can be downloaded directly from our website at <http://www.rapidredact.com>


The screen-shot to the right demonstrates the changes that the RapidRedact Output dialog has undergone.

The new report section lists the five available report types that are available for Redacted documents. The report will be saved in the same location as the documents Audit copy. If no Audit Copy saved, the user will need to define the reports intended location.



Here are two examples of the reports (Summary and Exemption code by page).

These reports contain information about the same document, but the reports are structured differently and display information in reflection of the user's reporting requirements.



Redaction Summary Report

FILE	DEMO_SSN_RapidRedact.tif
REDACTED BY	Anthony

Search terms

- Edmund
- New Zealander

Regular expressions

- Social Security Numbers
- Phone
- FIGI Card Numbers
- Email Addresses
- Credit Card Numbers

TOTAL PAGES	7
PAGES REDACTED	2
TOTAL REDACTIONS	56

Exemption Code by Page

FILE	DEMO_SSN_RapidRedact.tif
TOTAL PAGES	7
PAGES REDACTED	3
TOTAL REDACTIONS	59

FILE	PAGE	EXEMPTION CODES
C:\Users\Anthony\Desktop\DEMO DOCS No DELETE\DEMO_SSN_RapidRedact.tif	1	(b)(1)(1.5)(a) (k)(3)
	2	(b)(1)(1.5)(a) (b)
	6	(b)(1)(1.5)(d) (b)(1)(1.5)(a)

Upcoming Development

Listed below are just a couple of the many features we are currently working on which will be implemented into RapidRedact Desktop over the coming months.

Management of Stamps and Exemption Codes

The management feature will allow stamps and exemption codes to setup in a central location and deployed to all users at once so that stamps and exemption codes don't need to be configured individually on each computer.

Historic Reporting

Reports can now be generated for individual documents after being redacted and outputted, but what if an organization needs to quickly access reported information for a group of redacted documents?

Historic reporting will allow just that, user's will be able to access an interface listing groups of reports organized by the timeframe in which they were created. For example users will be able to view reports generated in the last day, week, month, etc without the need to locate the individually stored report for each document.

Windows 7 compatibility

The next release of RapidRedact Desktop will be fully compatible with the Windows 7 operating system.

If you have any questions about the upcoming developments or have a suggestion for an enhancement of your own, please let us know by sending an email to sales@redacta.co.uk.



Redacta Limited

12-50 Kingsgate Road,
Kingston, Surrey KT2 5AA

Tel: +44 20 8547 4094
Fax: +44 20 8547 1569

Email: sales@redacta.co.uk

If you have any questions, feedback or requests for items to be covered in this newsletter, please email your comments to sales@redacta.co.uk